


# Iced Pie Blanket Layout Options and Blank Templates

© Dedri Uys 2013. All Rights Reserved

[www.lookatwhatimade.net](http://www.lookatwhatimade.net)


Each of these layout options will yield a blanket that consists of 64 squares and is 80 cm x 80 cm (31.5" x 31.5"), providing you use the hook and yarn specified. Needless to say, if you use a worsted weight yarn and a slightly bigger hook, your blanket will be bigger.

This size is perfect for a newborn. If you want to make a bigger blanket, simply add more pattern repeats. You can find a list of common afghan sizes [here](#).



# Option 1

## {Lemon Meringue}



Key*	Yarn Brand	Colour	Total Yardage


\* This key is just in case you feel like using symbols or letters to indicate which squares will be which colours.



Hook Size:	
Yarn Weight:	
One finished square is:	"/cm x "/cm
I will need	squares
Yarn needed per quarter circle:	m/yards
Yarn needed per "outside edge":	m/yards
Additional Notes:	

## Options 2 and 3

### {Pumpkin Pie and Pumpkin Pie<sup>2</sup>}



Key*	Yarn Brand	Colour	Total Yardage


\* This key is just in case you feel like using symbols or letters to indicate which squares will be which colours.



Hook Size:	
Yarn Weight:	
One finished square is:	"/cm x "/cm
I will need	squares
Yarn needed per quarter circle:	m/yards
Yarn needed per "outside edge":	m/yards
Additional Notes:	

## Option 4

### {Fish Pie}



Key*	Yarn Brand	Colour	Total Yardage


\* This key is just in case you feel like using symbols or letters to indicate which squares will be which colours.



Hook Size:	
Yarn Weight:	
One finished square is:	"/cm x "/cm
I will need	squares
Yarn needed per quarter circle:	m/yards
Yarn needed per "outside edge":	m/yards
Additional Notes:	

## Option 5

### {Teardrops}



Key*	Yarn Brand	Colour	Total Yardage


\* This key is just in case you feel like using symbols or letters to indicate which squares will be which colours.



Hook Size:	
Yarn Weight:	
One finished square is:	"/cm x "/cm
I will need	squares
Yarn needed per quarter circle:	m/yards
Yarn needed per "outside edge":	m/yards
Additional Notes:	

## Option 6

### {Menorah}



Key*	Yarn Brand	Colour	Total Yardage


\* This key is just in case you feel like using symbols or letters to indicate which squares will be which colours.



Hook Size:	
Yarn Weight:	
One finished square is:	"/cm x "/cm
I will need	squares
Yarn needed per quarter circle:	m/yards
Yarn needed per "outside edge":	m/yards
Additional Notes:	

## Option 7

{DNA}



Key*	Yarn Brand	Colour	Total Yardage


\* This key is just in case you feel like using symbols or letters to indicate which squares will be which colours.



Hook Size:	
Yarn Weight:	
One finished square is:	"/cm x "/cm
I will need	squares
Yarn needed per quarter circle:	m/yards
Yarn needed per "outside edge":	m/yards
Additional Notes:	

## Options 8 - 11

{Four-ways: Cross-over, Flowers, Geometric and Shapes}



Key*	Yarn Brand	Colour	Total Yardage

\* This key is just in case you feel like using symbols or letters to indicate which squares will be which colours.



Hook Size:	
Yarn Weight:	
One finished square is:	"/cm x "/cm
I will need	squares
Yarn needed per quarter circle:	m/yards
Yarn needed per "outside edge":	m/yards
Additional Notes:	