


"Love Me" Drink Label and Straw Topper Printable

✂ www.lookatwhatimade.net



Labels:

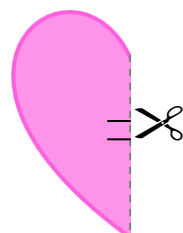
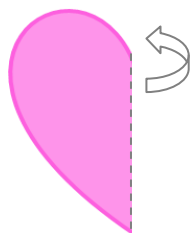
- ♥ 3 x 4 cm

Instructions for labels

- ♥ Cut out and glue onto drink bottles.
- ♥ Hint: Use recycled Starbucks coffee bottles...these labels fit them perfectly!

Instructions for straw toppers

- ♥ Cut hearts out and fold them in half



- ♥ Cut 2 slits more or less in the middle of the heart. They should be about 5mm apart and just over 5mm long. Stick your straw through the hole created by the slits. If it's too tight, cut a teeny bit more...